



2023  
ANNUAL  
REPORT

OPPORTUNITY  
CHANGES  
EVERYTHING





# OPPORTUNITY CHANGES EVERYTHING



**Rod Pacholzuk**

President, Board of Directors



**Jeremy Welder**

CEO

This year has been a year of expanded reach for our Clubs.

BGC Okanagan has expanded our team and added new programs and service locations, all with the goal of better serving the communities we serve throughout the Okanagan.

Over the past year, we have grown our services, welcoming more young people into our clubs than ever before. By expanding our staff, we have been able to enhance the quality and variety of programs we offer, ensuring that each young person who walks through our doors receives the guidance and support they need to thrive.

BGC Okanagan now employs over 400 dedicated staff providing services at our 42 service locations in 16 communities in the valley.

With new service locations in Kelowna and Vernon, expanded programs and services for children and youth with support needs and enhanced youth services, BGC Okanagan is working to ensure that

more children in our community have access to the resources, mentorship, and safe spaces they deserve.

Our success would not be possible without the dedication of our staff, volunteers, partners, and donors.

Your support has been instrumental in allowing us to make a difference in the lives of so many children and youth. Together we are providing young people in our communities with opportunities, and we know that opportunities change everything.

As we look forward to the coming year, we remain committed to providing a safe, inclusive, and inspiring environment for all our members. Thank you for being a part of this journey with us.



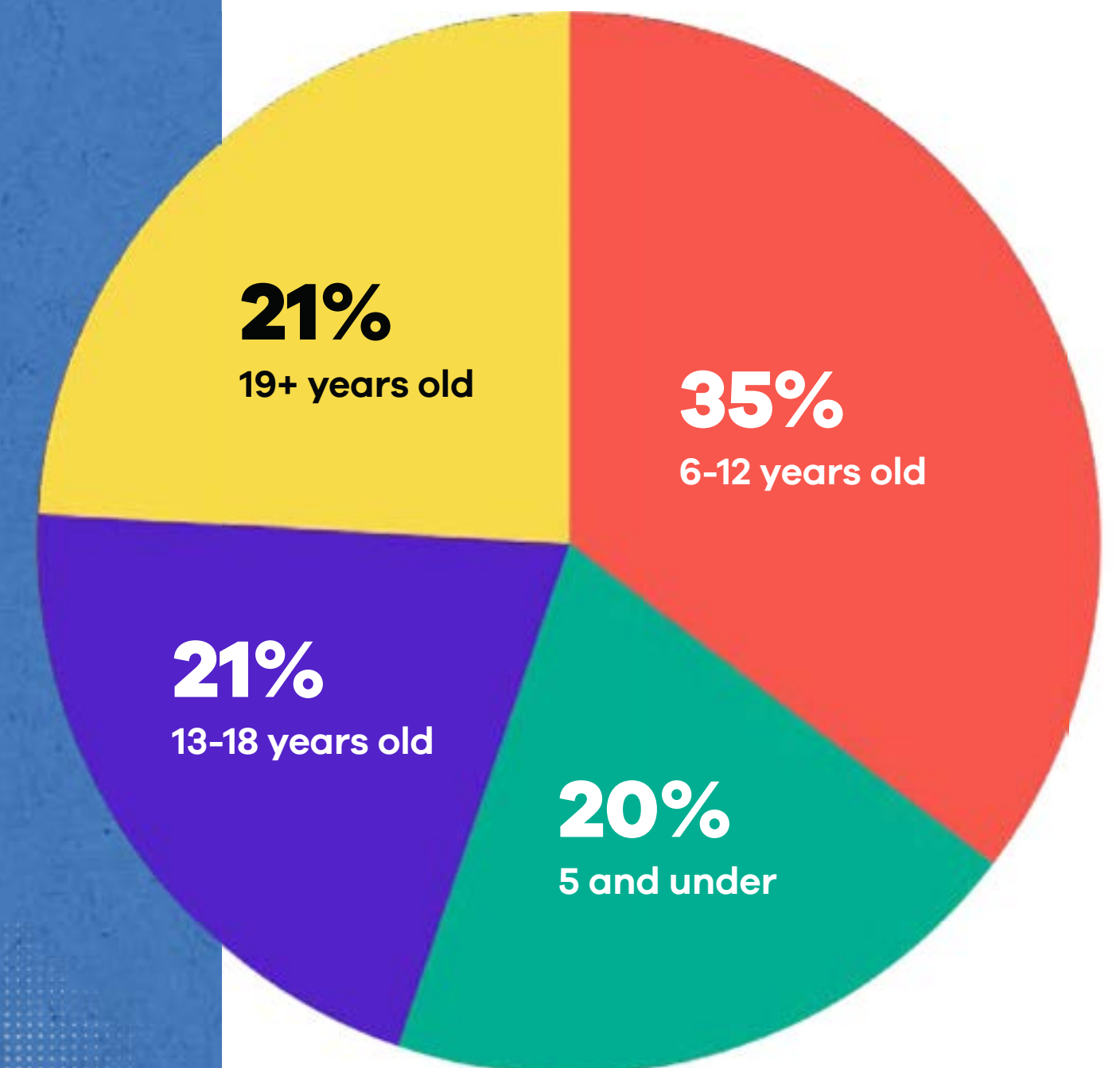




# WHO WE ARE

# WHO WE SERVE

Since 1959, we have engaged and empowered thousands of children in the Okanagan. BGC Okanagan provides systemic opportunity to all children and youth. We help them become their best selves. We cheer them on as they take it from there, with confidence and conviction. All they need is opportunity because Opportunity Changes Everything.





# OUR MISSION

To provide safe, supportive places where children and youth can experience new opportunities, overcome barriers, build positive relationships, and develop confidence and skills for life.




# OUR VISION

All children and youth discover and achieve their dreams and grow up to be healthy, successful, and active participants in society.



# OUR VALUES



## BELONGING

We welcome everyone in a safe, accepting environment based on belonging and positive relationships.



## RESPECT

We ensure that everyone—children, youth, families, volunteers, staff—is heard, valued, and treated fairly.




## ENCOURAGEMENT AND SUPPORT

We encourage and support every child and youth to play, learn, and grow to achieve their dreams.



## WORKING TOGETHER

We work together with young people, families, volunteers, our communities, and government.



## SPEAKING OUT

We speak out for children, youth, and families so that we can make our world better.







# YOUTH OF THE YEAR

**PRESENTED BY HYUNDAI AND SUPPORTED BY MONDELEZ**

**Youth of the Year** is a national initiative celebrating youth leadership and achievement at BGC Clubs across Canada.

In 2023, **Mehak Parihar, of Kelowna**, was named one of seven regional Youth of the Year from Clubs nationwide. She was honoured for her exceptional leadership, dedication to service and remarkable achievements within her community. Youth of the Year receive post-secondary scholarships, laptops, and prize packs, along with media and leadership training to prepare them as BGC ambassadors.

Parihar initially got involved with BGC Okanagan through the Lead Up and Raise the Grade programs, driven by the desire to help her peers at increasing their academic skills. Her commitment further blossomed as she volunteered at the Rutland Club.

As part of the BGC Canada Youth of the Year, Parihar, alongside BGC Okanagan CEO Jeremy Welder, were invited to Ottawa to represent the Club during a visit with members of parliament serve as ambassadors for BGC Canada and continue to amplify their narratives and the positive impact of BGC Clubs through various speaking opportunities to media, funders, and events.





# WHAT CLUBS DO



EDUCATIONAL  
SUPPORT

GARDENING  
NUTRITION  
& FOOD  
EDUCATION



STEM  
EDUCATION



CHILD  
CARE



BEFORE  
AND AFTER  
SCHOOL  
PROGRAMS



FINANCIAL  
EDUCATION

DIGITAL  
LITERACY



TRANSPORT



ARTS  
MUSIC  
DANCE  
THEATRE



HEALTHY SNACKS  
AND MEALS



MENTAL  
HEALTH &  
WELLNESS

SCHOLARSHIPS

JOB READINESS



MENTORING  
&

VOLUNTEERING



YOUTH LEADERSHIP

SUMMER  
CAMPS

CIVIC  
ENGAGEMENT



YOUTH  
SHELTERS & HOUSING

PARENTING  
EDUCATION  
& SUPPORT

HEALTHY  
RELATIONSHIP  
PROGRAMMING

RESTORATIVE JUSTICE

PHYSICAL  
FITNESS &  
SPORTS

SUBSTANCE USE  
& PREVENTION

CRIME PREVENTION





# CLUB LOCATIONS



## NORTH OKANAGAN

### Armstrong

Armstrong Community Centre

Armstrong Foodbank

### Coldstream

Lavington Elementary School

### Falkland

Falkland Elementary School

### Vernon

Alexis Park Elementary School

Ellison Elementary School

Harwood Elementary School

Lakers Early Learning Centre

Mission Hill Elementary School

Teen Junction Youth Centre

35th Ave. Early Learning Centre

Vernon Club

## CENTRAL OKANAGAN

### Kelowna

Anne McClymont  
Elementary School

A.S. Matheson  
Elementary School

BGC Okanagan Support Centre

Cameron Park Early  
Learning Centre

Cedar Creek Club

Jaycees Downtown  
Youth Centre

Martin Ave. Club

North Glenmore  
Elementary School

Penny Lane Transition House

Rutland Club

South Rutland  
Elementary School

Spring Valley  
Elementary School

## CENTRAL OKANAGAN

### Lake Country

Lake Country Club

Oyama Elementary School

Peter Greer Elementary School

### Peachland

Peachland Club

Peachland Elementary School

### West Kelowna

Chief Tomat Elementary School

Glenrosa Elementary School

Helen Gorman  
Elementary School

Hudson Road  
Elementary School

Westside Early Years Centre

Westside Youth Centre

## SOUTH OKANAGAN

### Okanagan Falls

Okanagan Falls  
Elementary School

### Oliver

Oliver Club

Oliver Youth Centre  
at the Hangar

### Osoyoos

Sonora Recreation Centre

### Penticton

Penticton Club

### Summerland

Summerland Club

Summerland  
Elementary School



# BECAUSE OF A CLUB...



The data from the member survey demonstrates the transformational impact Clubs have on a young person's life.

## Because of a Club...

- ✓ **92%** have more people they like to spend time with
- ✓ **91%** are better at helping out when needed
- ✓ **90%** are more aware of the feelings of others  
are more confident
- ✓ **88%** are better at working with others
- ✓ **86%** are more physically active
- ✓ **85%** feel like they matter to more people





400

Staff members

657

Food hampers/backpacks  
provided to participants



204

Volunteers

6,466

Volunteers hours



42

Club locations

7,743

Served

171,450

Healthy meals and snacks served



# INCLUSIVE CHILD CARE

In 2023 BGC Okanagan proudly launched its Inclusive Child Care Program in partnership with the Family Connections Centre. The Inclusive Child Care Program is committed to ensuring that all children/youth, regardless of their level of support, have the resources and supports they need to be successful in any licensed program within the Central Okanagan. Our family centered approach aims to collaborate with all key people involved in the child's life, and a diagnosis is no longer required for a child to receive supports.

This program offers three streams of support for child care programs to enhance the inclusivity and accessibility of childcare programming:



**Consult Only Support** - Inclusive Child Care consultants provide strategies, resources and training to child care programs that are necessary to meaningfully support a specific child who has been referred to us.



**Network of Inclusive Child Care Centres (NOICC) model** – Funding is provided to licensed child care centres to reduce child care ratios and improve the accessibility of child care for children with higher support needs. Inclusive and adaptive resources and training are also provided to these centres.



**Enhanced Staffing support** – Inclusive Childcare Worker (ICCW) offers support to a referred child within a licensed childcare program. The ICCW will work directly with the childcare program and ICC consultant, to model and provide strategies to create an inclusive environment and directly support the participant within the program.



BGC Okanagan **grew a team** of six Inclusive Child Care Consultants, 10 Inclusive Child Care Workers supporting middle years (6-19) and 12 Inclusive child care workers supporting early years (0-5).



BGC Okanagan provided funding to operate 19 Network of Inclusive Child Care Centres sites.



Received a total of **274 Requests for Service** for children between the ages of 0-18.



Provided enhanced staffing support and/or program consultation to **20 external child care centres** in Central Okanagan.



Provided enhanced staffing support and/or program consultation to **14 internal BGC Okanagan Sites**.





# FAMILIES + COMMUNITY TOGETHER



## What families are saying:

**"I enjoy interacting with the other families and the provided meal is hugely appreciated."**

**"Not having to make dinner is great. As well as the fact that my kids get a good healthy meal and that they get to meet up or make new friends."**

Families and Communities Together (FACT) offers families the chance to connect once a week to enjoy a free buffet-style meal, and learn about BGC Okanagan's various programs.

This initiative, offered at our Martin Ave and Rutland Clubs in Kelowna, strengthens community bonds and ensures families access valuable resources and support.

Our team is passionate about fostering belonging and unity. Each FACT event includes activities for all ages, ensuring joy and connection for every family member.

In 2023, this program **helped 86 families (245 participants)** build meaningful family connections by providing opportunities for families to bond and share experiences. It offers families free meals and provides a nutritious buffet-style dinner that they can sit down together to enjoy. It also brings awareness to our diverse offerings.

By bringing families and communities together, we build a stronger, more resilient society, and leave a positive impact in our community.



# UPSTREAM KELOWNA

Upstream Kelowna is a **prevention based project** identifying barriers to resilience among Grade 8 students and wrapping around students and their families with support to tip the scales; preventing them from experiencing risks like mental health crises, school disengagement and homelessness.

Upstream Kelowna has now been running for three years, and in 2023/24 we officially **moved out of pilot phase** and into project expansion by adding a third school to our roster. We are now proudly serving students and families from Dr Knox Middle School and continue serving students and families through Spring Valley and KLO Middle Schools with School District 23.

To date, **over 1,000 Grade 8 students** have been surveyed through the Upstream Student Needs Assessment, over 400 students with risk factors have been identified, and over 350 students have received wrap-around supports through the project.

We continue to operate **one of only two Upstream demonstration sites in Canada** and our outcomes are incredible – hopefully inspiring other communities to implement the project as well.





# UPSTREAM KELOWNA



Upstream Kelowna was named one of the Top 10 strategies to end youth homelessness in the Journey Home plan; was named the City of Kelowna Community Safety Plan as a project that is essential to promoting community safety; and won the Making the Shift Youth Homelessness Prevention Award in November 2021.



**100 percent of students** involved in the project report: feeling better about themselves, they can cope with emotions better and are better able to handle hardship, they are more aware of the resources available to them during difficult times.



88 per cent report feeling safer than they use to feel and 81 percent report having a **greater sense of belonging**.



94 percent report having **more positive role models** in their lives and better able to tell people what they need.



100 percent report that they are **doing better in school** and 88 per cent report that they are more comfortable in school than they used to be.

**“IT MAKES ME FEEL LIKE PEOPLE CARRY THINGS WITH ME,  
LIKE I BELONG, AND THAT PEOPLE CARE.”**

- Participant testimonial



# FINANCIAL SUMMARY



## BALANCE SHEET

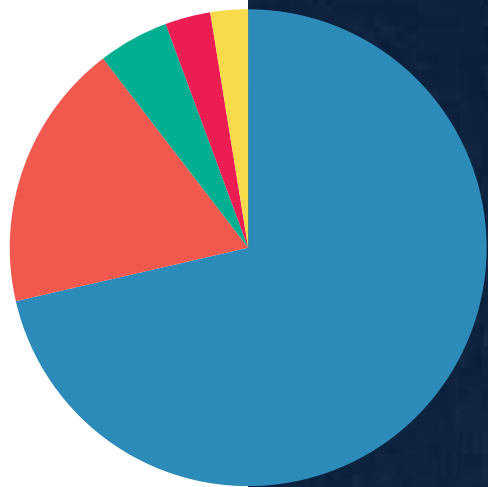
For the year ended March 31, 2024, with comparative with 2023

	2024	2023
<b>ASSETS</b>		
<b>Current assets:</b>		
Cash	\$ 3,469,360	\$ 2,333,496
Restricted cash	499,384	469,684
Short term investments	5,157,053	5,000,000
Accounts receivable	1,152,250	297,436
GST recoverable	91,167	30,398
Interest receivable	71,024	26,902
Prepaid expense	17,100	16,789
	10,457,338	8,174,705
<b>Property and equipment</b>	1,125,220	1,254,042
	<b>\$ 11,582,558</b>	<b>\$ 9,428,747</b>
<b>LIABILITIES AND NET ASSETS</b>		
<b>Current liabilities:</b>		
Accounts payable accruals	\$ 1,066,880	\$ 528,121
Wages and payroll deductions payable	707,861	731,033
Prepaid fees and deposits	80,354	164,572
	1,855,095	1,423,726
<b>Deferred contributions</b>	2,231,562	2,197,637
	4,086,657	3,621,363
<b>Net Assets</b>		
Invested in property and equipment	1,125,220	1,125,042
Externally restricted	14,119	14,119
Internally restricted	5,586,612	4,452,740
Unrestricted	769,950	86,483
	7,495,901	5,807,384
	<b>\$ 11,582,558</b>	<b>\$ 9,428,747</b>

## STATEMENT OF REVENUE AND EXPENSES

For the year ended March 31, 2024, with comparative with 2023

	2024	2023
<b>REVENUE</b>		
Contracts	\$ 12,920,236	\$ 7,782,403
Program fees	3,291,988	3,067,034
Project grants	866,430	481,405
Donations	556,515	470,723
Interest	461,426	104,218
Operating grants	279,018	337,883
Gaming	225,000	225,000
Fundraising	107,607	183,570
Government grants	66,835	217,253
Rental	50,080	48,435
Membership Fees	49,678	11,377
Gain on disposal of property and equipment	-	-
Contributions to capital assets	-	115,217
Other income	-	70,971
	<b>\$ 18,886,244</b>	<b>\$ 13,115,489</b>
<b>EXPENSES</b>		
Wages and benefits	\$ 13,100,822	\$ 10,188,895
Facility and occupancy	1,049,090	792,570
Sub-contractors	563,560	160,483
Program supplies	507,634	316,116
information technology	362,758	101,721
Vehicle and travel	328,162	296,933
Amortization	265,234	284,567
Repairs and maintenance	249,633	229,016
Bad debt	234,964	-
Professional fees	153,934	114,363
Insurance	127,220	114,894
Office and supplies	88,748	62,144
Participant costs	80,035	165,259
Bank charges and interest	58,902	43,614
Community engagement	27,031	49,247
	17,197,727	12,918,822
<b>Excess (deficiency) of revenue over expenses</b>	<b>\$ 1,688,517</b>	<b>\$ 195,667</b>



### REVENUE

68.42%

Contracts

17.43%

Program fees

4.59%

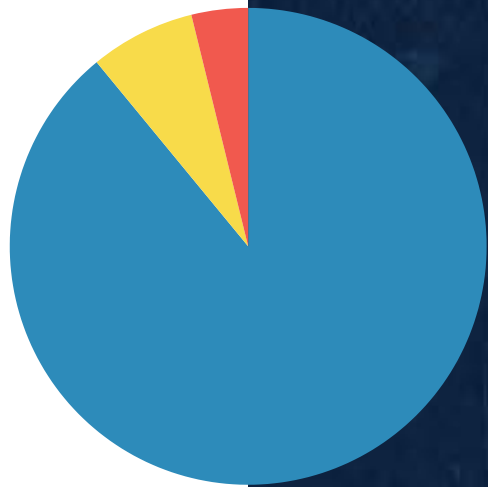
Project grants

2.95%

Donations

2.44%

Interest



### EXPENSES BY FUNCTION

76.2%

Wages and benefits

6.1%

Facility and occupancy

3.28%

Sub-contractors



# CONTRIBUTORS

## BOARD OF DIRECTORS

**Rod Pacholzuk**  
President

**Brent Mundle**  
Vice-President

**Ray Warren**  
Secretary

**Trevor Jahnig**  
Treasurer

**Linda Callahan**  
Director

**Joanne Baskerville**  
Director

**Paula Garrecht**  
Director

## EXECUTIVE TEAM

**Jeremy Welder**  
CEO

**Linnea Archondous**  
Executive Assistant

**Kirstie Blanleil**  
Vice-President of Child Care

**Jared Hidber**  
Vice-President of Children and Youth  
with Support Needs (CYSN)

**Sarah Mackinnon**  
Vice-President of Youth and Family

**Bailey Van Os**  
Vice-President of Business Operations

**Nicole Persaud**  
Chief Financial Officer







[bgco.ca](http://bgco.ca)

[f](#) [t](#) [i](#) [v](#) [i](#) /bgcokanagan

1403 Graham Street  
Kelowna, BC, V1Y 3A8

250-762-3989  
[info@bgco.ca](mailto:info@bgco.ca)

